



**REPUBLIC OF NORTH MACEDONIA
MINISTRY OF AGRICULTURE, FORESTRY AND WATER ECONOMY
IPARD MANAGING AUTHORITY**

**GENERAL INFORMATION ON IPARD IMPLEMENTATION ON THE
BASIS OF MONITORING INDICATORS
(by the end of 2023)**

May, 2024



**Ministry of agriculture, forestry and water economy
IPARD Managing Authority**

General information about the Programme/measures implementation on the basis of monitoring indicator tables

Analysis of the implementation by measure:

The implementation of the IPARD Programme 2014-2020 started in April 2017 with the submission of applications to the first public call (which included all 3 measures). Since then, 8 additional public calls have been published:

- Public call 01/2018 for submitting applications for measure 3,
- Public call 02/2018 for submitting applications for measure 1,
- Public call 01/2019 for submitting applications for measure 7,
- Public call 02/2019 for submitting applications for measure 3,
- Public call 01/2020 for submitting applications for measure 1,
- Public call 01/2021 for submitting applications for measure 7,
- Public call 01/2022 for submitting applications for measure 3 and
- Public call 01/2023 for submitting applications for measure 3.

Review of applications by public call:

	Public call	Applications						Time for contracting	Contracted -paid	
		Submitted		Contracted		Paid				
		No.	EU part	No.	EU part	No.	EU part			
1	01/2017	1.648	73.589.699	900	15.949.967	872	13.187.950	15 months	28	2.762.017
2	01/2018 ¹	65	15.306.651	39	6.496.155	36	6.292.029	4 months	3	204.126
3	02/2018 ²	1.099	18.335.969	640	6.420.497	595	5.470.302	6 months	45	950.195
4	01/2019 ³	261	43.884.368	80	6.470.773	70	4.682.633	7 months	10	1.788.140
5	02/2019 ⁴	61	16.763.734	49	8.578.991	41	6.394.757	6 months	8	2.184.234
6	01/2020 ⁵	748	21.011.113	456	6.318.517	385	3.442.355	8 months	71	2.876.162
7	01/2021 ⁶	250	32.490.820	115	9.932.701	74	3.324.473	7 months	41	6.608.228
8	01/2022 ⁷	42	3.442.085	28	2.947.876	23	1.876.102	4 months	5	1.071.774
9	01/2023 ⁸	58	6.485.807	38	3.163.325	0	0	4 months	38	3.163.325
Total		4.174	225.908.446	2.286	62.461.445	1.984	34.669.988	/	249	21.608.201

Change in the situation with the implementation of IPARD compared to the situation from the last meeting of the IPARD monitoring committee:

- Measure 1 – 3 paid applications (736.447 EU part),
- Measure 3 – 58 submitted applications, 14 contracted applications (1.437.001 EU part) and 14 paid applications (1.566.964 EU part),
- Мерка 7 - 6 paid applications (587.018 EU part).

¹ Public call for measure 3.

² Public call for measure 1.

³ Public call for measure 7.

⁴ Public call for measure 3.

⁵ Public call for measure 1.

⁶ Public call for measure 7.

⁷ Public call for measure 3.

⁸ Public call for measure 3.

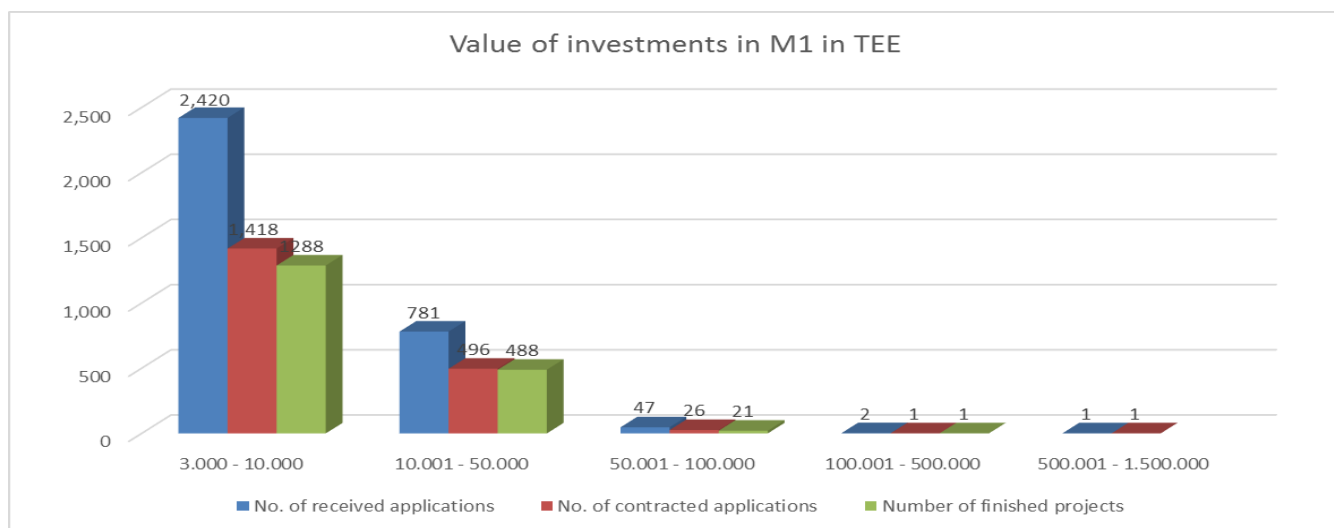




**Ministry of agriculture, forestry and water economy
IPARD Managing Authority**

General information about the Programme/measures implementation on the basis of monitoring indicator tables

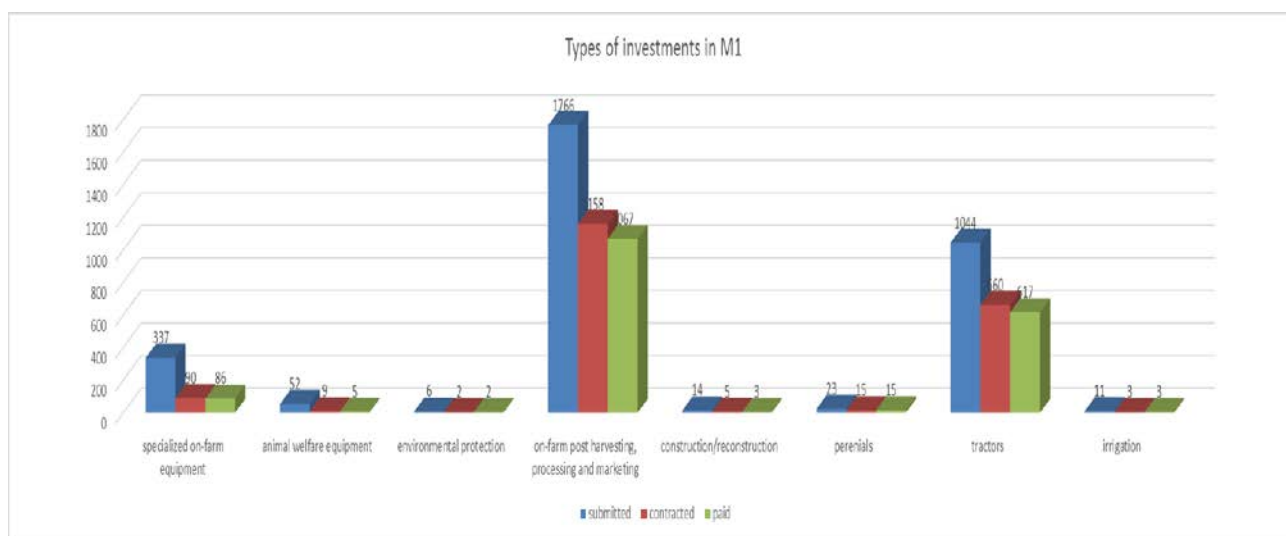
Analysis of implantation of measure 1:



Review of applications by sectors in M1:

	Received (A)	Contracted (B)	EU part contracted	Paid	EU part paid	% of approval (B/A)
Cattle	26	6	1.344.984	4	204.207	23%
Poultry	16	2	446.268	1	321.981	13%
Sheep	22	4	66.688	2	12.453	18%
Pigs	16	3	917.611	3	851.581	19%
Goat	1	0	0	0	0	0%
Orchards	1.009	626	6.116.211	599	6.111.964	62%
Vineyards	476	305	3.813.485	282	1.267.383	64%
Vegetables (open field)	191	102	641.314	98	903.547	53%
Greenhouses	23	12	324.597	10	111.657	52%
Cereals	1.455	876	6.877.004	796	6.569.770	60%
On-farm processing	11	4	72.333	1	12.786	36%
Renewable energy	5	2	6.353	2	6.353	40%
Total	3.251	1.942	20.626.848	1.798	16.373.682	60%

Additional 16 paid projects in 2023.



Co-funded by the European Union

IPARD
ИПАРД Програма 2021-2027
IPARD Programme 2021-2027

Ко-финансирано од Северна



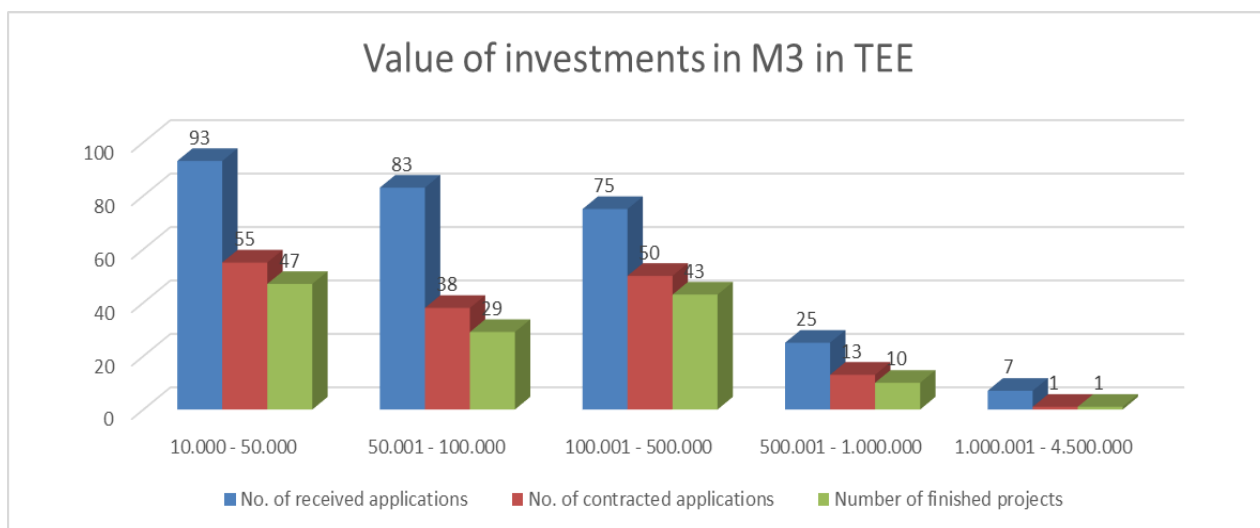
Македонија



Ministry of agriculture, forestry and water economy
IPARD Managing Authority

General information about the Programme/measures implementation on the basis of monitoring indicator tables

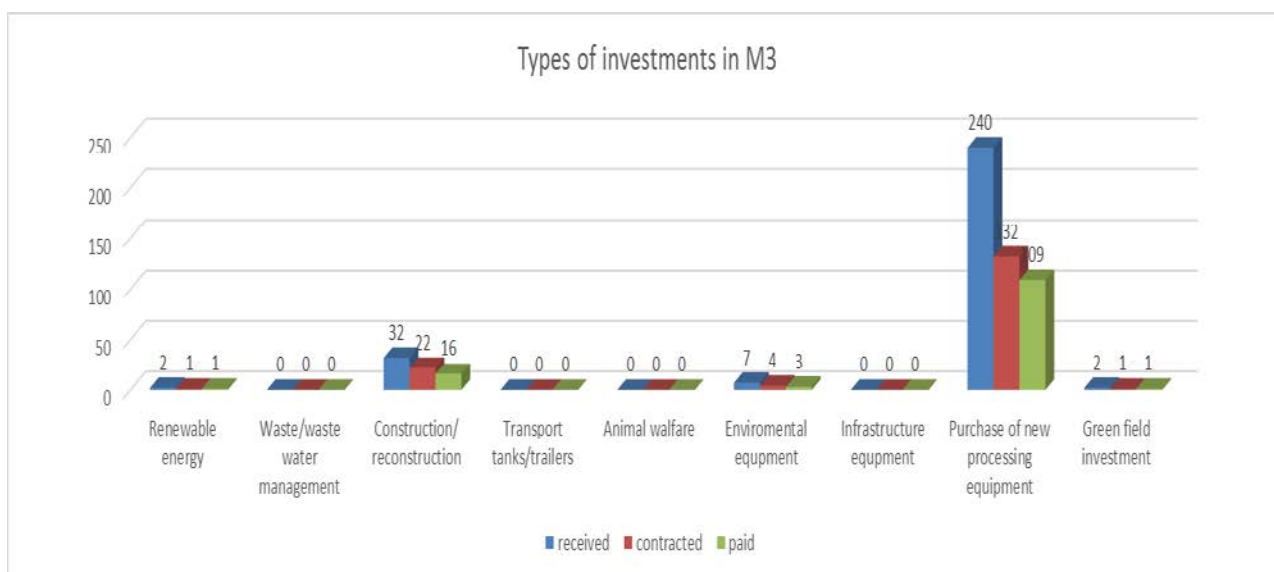
Analysis of implantation of measure 3:



Review of applications by sectors in M3:

	Received (A)	Contracted (B)	EU part contracted	Paid	EU part paid	% of approval (B/A)
Milk collection centres	11	7	972.966	5	296.171	63 %
Dairy processing	14	9	685.873	7	532.775	64 %
Meat processing (cattle)	38	26	3.198.515	22	2.628.727	68 %
Meat processing (pork)	8	5	326.394	5	416.675	63 %
F&V collection centres	30	23	5.700.405	18	3.877.472	76 %
F&V processing	95	47	8.587.159	40	7.803.363	49 %
Cereals milling	34	16	799.604	12	400.753	47 %
Oils and fats	5	2	24.616	1	9.620	40 %
Wineries	48	25	4.003.729	20	2.933.319	63 %
Total	283	160	24.299.261	130	18.898.875	57 %

Additional 58 submitted applications, 24 contracted and 28 paid projects in 2023.



Co-funded by the European Union

IPARD
ИПАРД Програма 2021-2027
IPARD Programme 2021-2027

Ко-финансирано од Северна



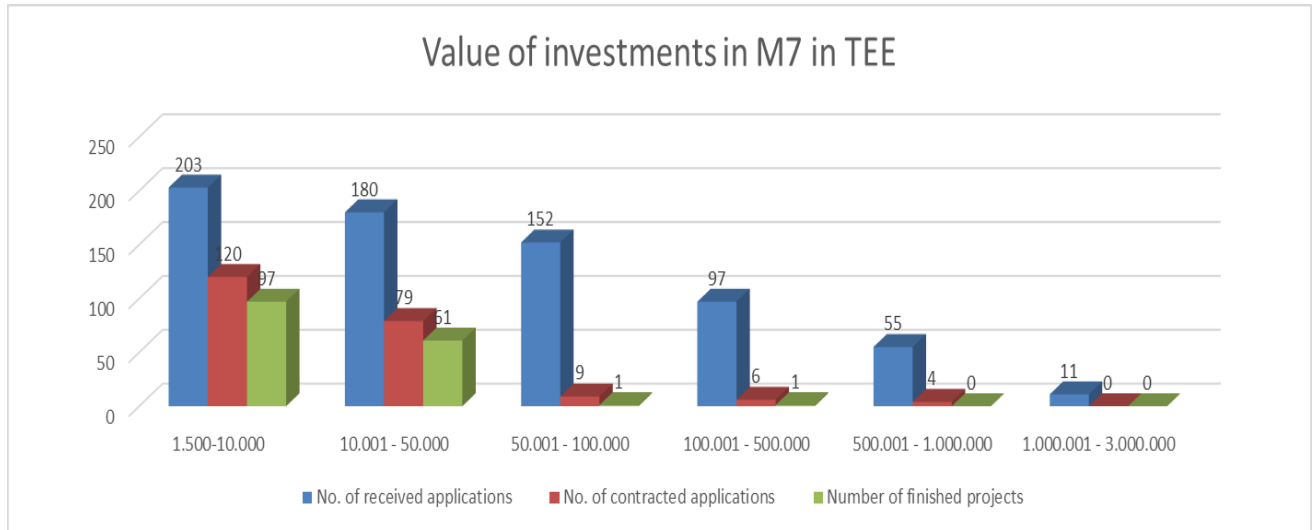
Македонија



**Ministry of agriculture, forestry and water economy
IPARD Managing Authority**

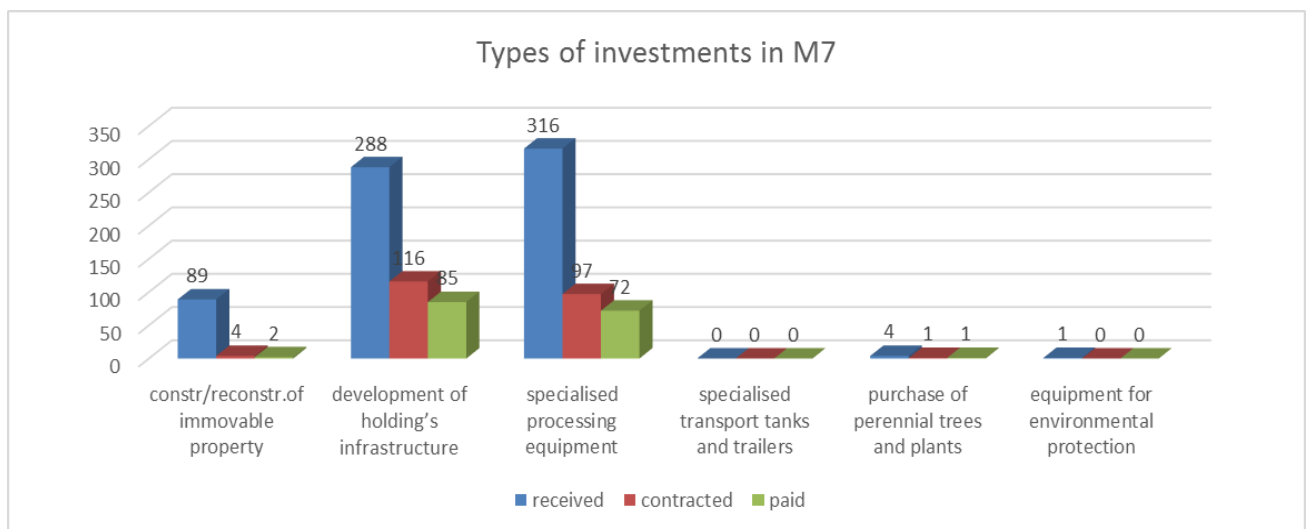
General information about the Programme/measures implementation on the basis of monitoring indicator tables

Analysis of implantation of measure 7:



Review of applications by sectors in M7:

	Received (A)	Contracted (B)	EU part contracted	Paid	EU part paid	% of approval (B/A)
Alternative agriculture production ⁹	256	100	631.193	82	518.369	39 %
Manufacture of food products and beverages	73	23	2.293.425	12	984.400	31 %
Manufacturing of non-food products	138	55	9.575.379	41	5.647.750	40 %
Development of crafts activities	9	4	506.398	1	16.331	44 %
Provision of services to agriculture	33	12	1.075.151	7	489.196	36 %
Development of services for the rural population	22	3	914.070	2	14.974	14 %
Promotion of Rural Tourism	121	21	4.631.023	13	1.727.012	17 %
Production and sale of renewable energy	46	0	0	0	0	0 %
Total	698	218	19.626.369	160	9.398.055	31 %



⁹ Out of which 200 for bee keeping, 86 contracted and 75 paid.



Co-funded by the European Union

IPARD
ИПАРД Програма 2021-2027
IPARD Programme 2021-2027

Ко-финансирано од Северна



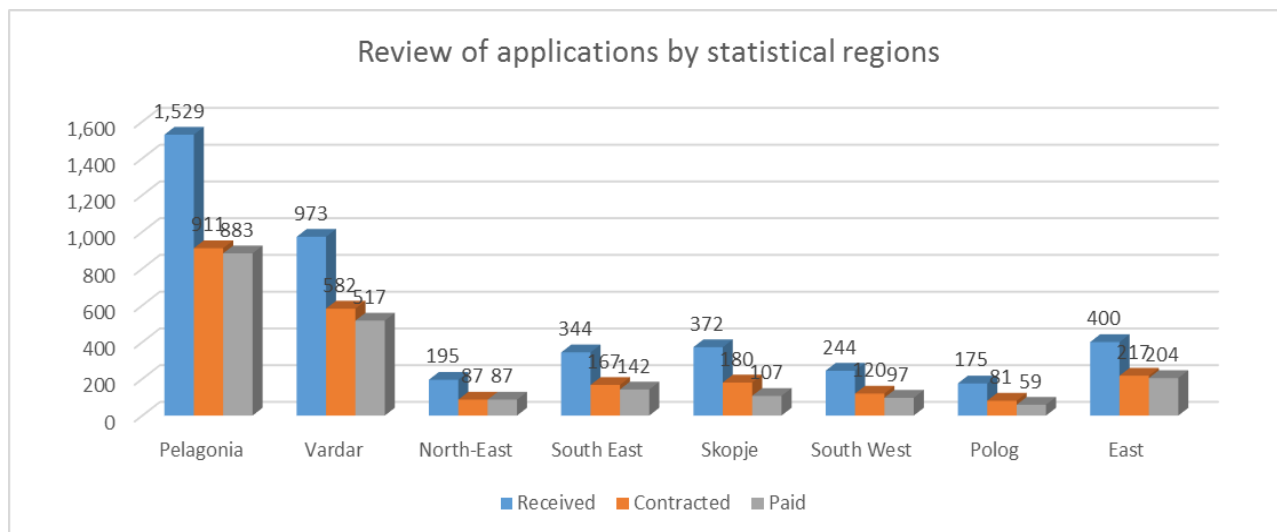
Македонија



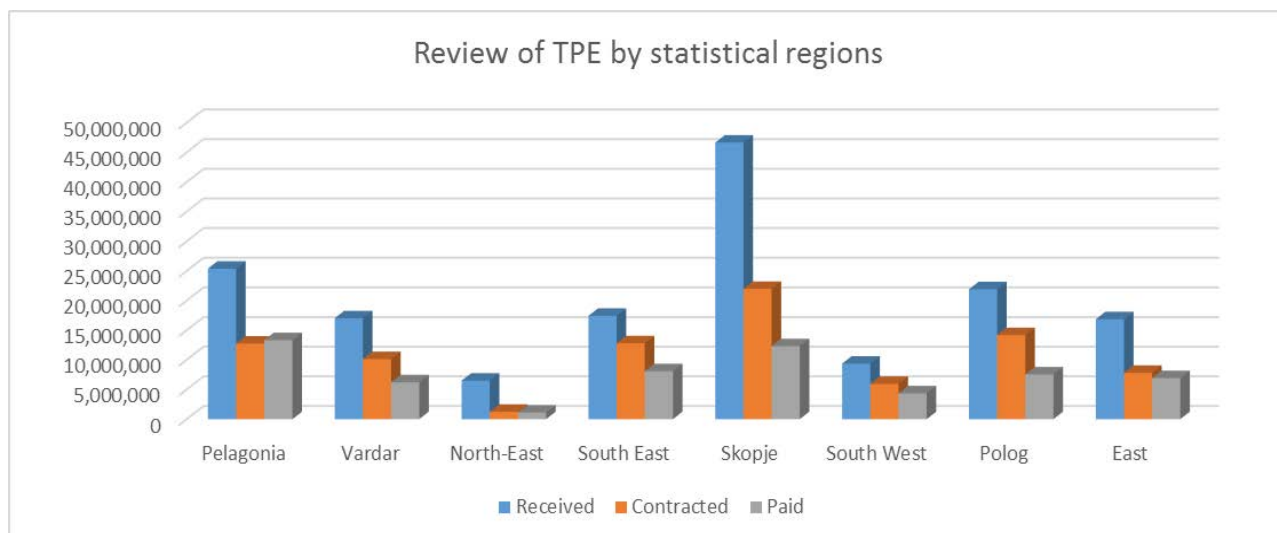
Ministry of agriculture, forestry and water economy
IPARD Managing Authority

General information about the Programme/measures implementation on the basis of monitoring indicator tables

Review of applications by statistical regions:



Review of total public expenditure by statistical regions:



Review of applications by municipalities:

		applications			EU part		
		submitted	contracted	paid	submitted	contracted	paid
1	Resen	464	321	302	6,001,670	3,215,390	2,487,360
2	Bitola	375	180	164	6,985,789	2,707,439	1,321,802
3	Kavadarci	207	135	127	6,640,388	1,072,138	720,167
4	Prilep	197	95	92	4,439,969	1,475,865	1,123,127
5	Mogila	184	119	114	1,791,265	1,183,525	943,914
6	Negotino	180	108	103	3,619,727	1,028,272	569,080
7	Veles	162	96	92	4,193,742	2,793,953	1,953,652
8	Sveti Nikole	118	71	63	3,537,047	1,252,016	297,254
9	Kumanovo	105	51	46	7,643,044	387,988	313,028
10	Rosoman	94	70	68	1,256,529	766,828	604,310
11	Novaci	82	47	44	2,347,322	410,953	260,877
12	Lozovo	80	43	39	1,525,665	1,101,911	955,598



Ko-fundirano od Evropske unije
Co-funded by the European Union

IPARD
ИПАРД Програма 2021-2027
IPARD Programme 2021-2027

Ко-финансирано од Северна
Kofinancirano od Severna



Македонија
Macedonia



**Ministry of agriculture, forestry and water economy
IPARD Managing Authority**

General information about the Programme/measures implementation on the basis of monitoring indicator tables

13	Delcevo	72	37	29	4,295,879	395,037	294,723
14	Debarca	68	34	30	2,218,184	263,980	225,364
15	Ohrid	68	38	29	3,325,938	548,427	130,720
16	Krivogastani	67	41	39	1,569,611	956,391	382,094
17	Gazi Baba	59	36	23	9,275,533	3,615,929	787,994
18	Valandovo	59	26	25	1,523,652	627,171	435,518
19	Stip	55	38	30	5,395,255	3,733,564	1,721,116
20	Demir Hisar	54	23	18	2,573,093	532,889	341,809
21	Dolneni	53	39	36	1,808,061	1,185,788	315,118
22	Vinica	53	34	31	1,399,069	1,164,081	86,110
23	Caska	50	27	24	359,026	178,985	129,256
24	Kocani	50	31	22	3,134,334	959,360	508,251
25	Radovis	48	21	18	2,538,905	739,858	731,269
26	Berovo	47	16	13	4,299,846	645,619	392,665
27	Gevgelija	46	24	17	7,187,173	2,790,533	1,486,016
28	Gradsko	45	31	27	1,884,175	754,716	330,772
29	Strumica	45	31	29	7,923,906	2,573,852	1,115,869
30	Struga	44	30	20	5,498,502	2,859,929	1,778,489
31	Vasilevo	39	24	22	1,843,638	216,400	188,239
32	Gostivar	38	13	6	7,003,583	1,952,489	1,629,619
33	Ilinden	38	10	6	4,983,746	769,852	114,646
34	Aerodrom	37	16	9	6,395,459	852,092	14,351
35	Krusevo	37	17	12	2,787,093	1,246,643	208,062
36	Centar	35	12	6	7,253,162	768,949	124,263
37	Demir Kapija	32	13	4	1,915,554	67,844	57,488
38	Konce	31	4	4	779,948	71,209	55,981
39	Probistip	28	15	8	1,415,161	1,278,080	67,815
40	Tetovo	28	21	18	3,558,230	1,837,286	1,696,374
41	Kisela Voda	27	9	7	3,563,263	842,288	205,842
42	Karbinci	26	17	15	2,656,276	611,651	449,966
43	Bosilovo	25	15	12	1,398,585	869,405	60,023
44	Butel	25	10	6	3,152,325	1,451,994	540,885
45	Brvenica	24	6	5	4,618,533	477,103	427,090
46	Lipkovo	24	11	6	563,690	46,282	26,829
47	Petrovec	24	12	10	6,188,356	4,572,008	2,547,393
48	Kriva Palanka	22	5	2	1,860,743	103,503	3,958
49	Pehcevo	21	4	4	623,930	69,792	69,764
50	Bogdanci	20	7	4	1,463,328	430,971	301,939
51	Cesinovo-Oblesevo	20	15	14	326,815	208,190	138,751
52	Jagunovce	20	7	6	984,772	120,951	99,456
53	Makedonska Kamenica	20	10	8	62,161	29,306	22,815
54	Novo Selo	20	6	3	527,332	180,183	12,859
55	Gorce Petrov	18	2	0	1,365,035	33,752	0
56	Karpos	17	6	1	373,629	155,092	2,234
57	Makedonski Brod	16	4	2	2,177,347	37,948	13,919
58	Sopiste	16	9	8	5,014,558	2,976,035	302,399
59	Staro Nagoricane	16	8	7	1,068,139	46,646	687,203



Co-funded by
the European Union

IPARD
ИПАРД Програма 2021-2027
IPARD Programme 2021-2027

Ко-финансир
ано од
Северна



Македонија



**Ministry of agriculture, forestry and water economy
IPARD Managing Authority**

General information about the Programme/measures implementation on the basis of monitoring indicator tables

60	Aracinovo	15	9	8	94,319	46,116	28,936
61	Cucer-Sandevo	15	9	8	1,216,899	27,316	23,134
62	Kicevo	15	8	3	930,114	62,634	31,695
63	Kratovo	15	6	5	307,125	54,027	20,971
64	Bogovinje	14	5	3	829,569	408,169	219,845
65	Vrapciste	13	10	10	291,319	214,713	208,519
66	Dojran	11	3	3	319,181	12,481	12,473
67	Saraj	11	8	4	3,178,563	857,233	394,825
68	Zelino	11	6	3	3,641,058	1,337,972	210,451
69	Tearce	10	2	0	1,026,764	240,502	0
70	Zelenikovo	10	7	4	536,181	350,125	48,616
71	Debar	9	2	1	1,160,682	16,994	4,457
72	Cair	8	5	3	26,745	15,817	7,591
73	Mavrovo i Rostusa	8	5	4	3,236,531	591,336	443,351
74	Rankovce	8	5	3	95,919	18,940	15,539
75	Studenicani	7	3	1	1,838,721	11,650	5,162
76	Plasnica	2	0	0	25,938	0	0
77	Zrnovci	2	1	1	130,656	9,831	9,831
78	Centar Zupa	1	0	0	7,893	0	0
79	Vevcani	1	0	0	6,022	0	0
80	Suto Orizari	0	0	0	0	0	0



Co-funded by
the European Union

IPARD
ИПАРД Програма 2021-2027
IPARD Programme 2021-2027

Ко-
финансир
ано од
Северна

Македонија

