



Ministry of agriculture, forestry and water economy
IPARD Managing Authority

General information about the Programme/measures implementation on the basis of
monitoring indicator tables



REPUBLIC OF NORTH MACEDONIA
MINISTRY OF AGRICULTURE, FORESTRY AND WATER ECONOMY
IPARD MANAGING AUTHORITY

**GENERAL INFORMATION ON IPARD IMPLEMENTATION ON THE BASIS
OF MONITORING INDICATORS**

May, 2025



Co-funded by
the European Union

IPARD
ИПАРД Програма 2021-2027
IPARD Programme 2021-2027

Ко-финансирано од
Северна Македонија





General information about the Programme/measures implementation on the basis of monitoring indicator tables

Analysis of the implementation by measure:

The implementation of the IPARD Programme 2021-2027 started in September 2023 with the submission of applications to the first public call. Since then, 3 additional public calls have been published, making in total 4 public calls for submission of applications under IPARD III:

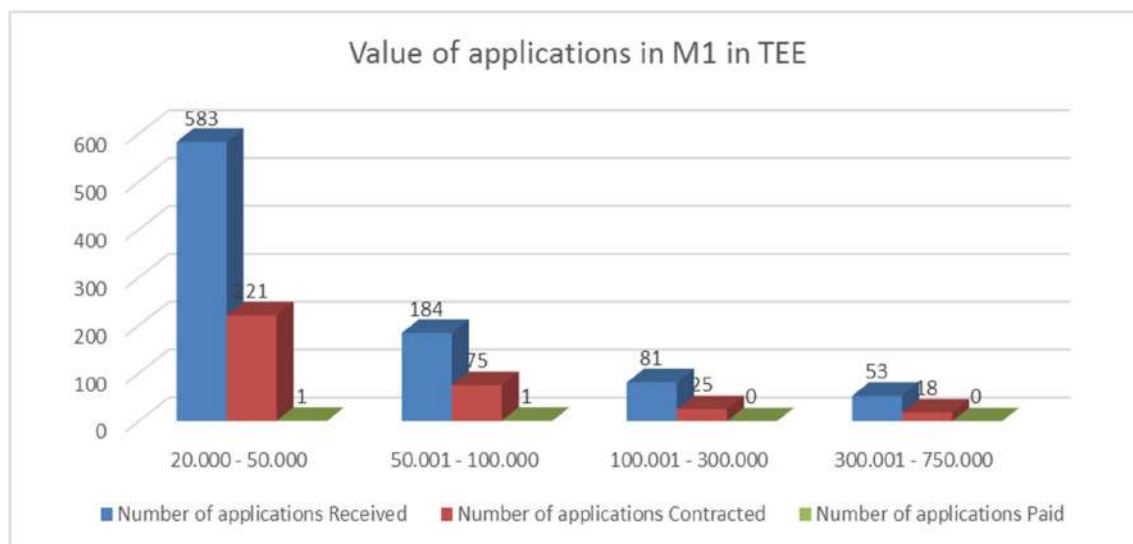
- Public call 01/2023 for submitting applications for measure 1 and 7,
- Public call 01/2024 for submitting applications for measure 3,
- Public call 02/2024 for submitting applications for measure 7 and
- Public call 01/2025 for submitting applications for measure 1.

Review of applications by public call:

| | Public call | Public call budget (EU part) | Applications | | | | | |
|-------|--------------|------------------------------|--------------|-------------|------------|------------|------|-----------|
| | | | Submitted | | Contracted | | Paid | |
| | | | No. | EU part | No. | EU part | No. | EU part |
| 1 | 01/2023 (M1) | 14.175.000 | 901 | 38.529.374 | 358 | 12.840.557 | 40 | 1.153.871 |
| | 01/2023 (M7) | 8.550.000 | 257 | 34.709.773 | 47 | 7.846.224 | 9 | 907.723 |
| 2 | 01/2024 | 10.510.000 | 116 | 24.228.138 | 1 | 34.913 | 0 | 0 |
| 3 | 02/2024 | 10.500.000 | 128 | 18.079.606 | 0 | 0 | 0 | 0 |
| 4 | 01/2025 | 5.561.500 | 714 | 36.241.730 | 0 | 0 | 0 | 0 |
| Total | | 49.296.500 | 2.116 | 151.788.621 | 406 | 20.721.694 | 49 | 2.061.594 |

Contracting process still not finished for all public calls (including 01/2023 and 01/2024). The contracting process took so long because of the great interest of the applicants. By applying ranking procedure for the first time since the implementation of IPARD, contracts have been signed with applicants from public calls 01/2023 and 01/2024 within 10 months after the closure of the call.

Analysis of implantation of measure 1:





General information about the Programme/measures implementation on the basis of monitoring indicator tables

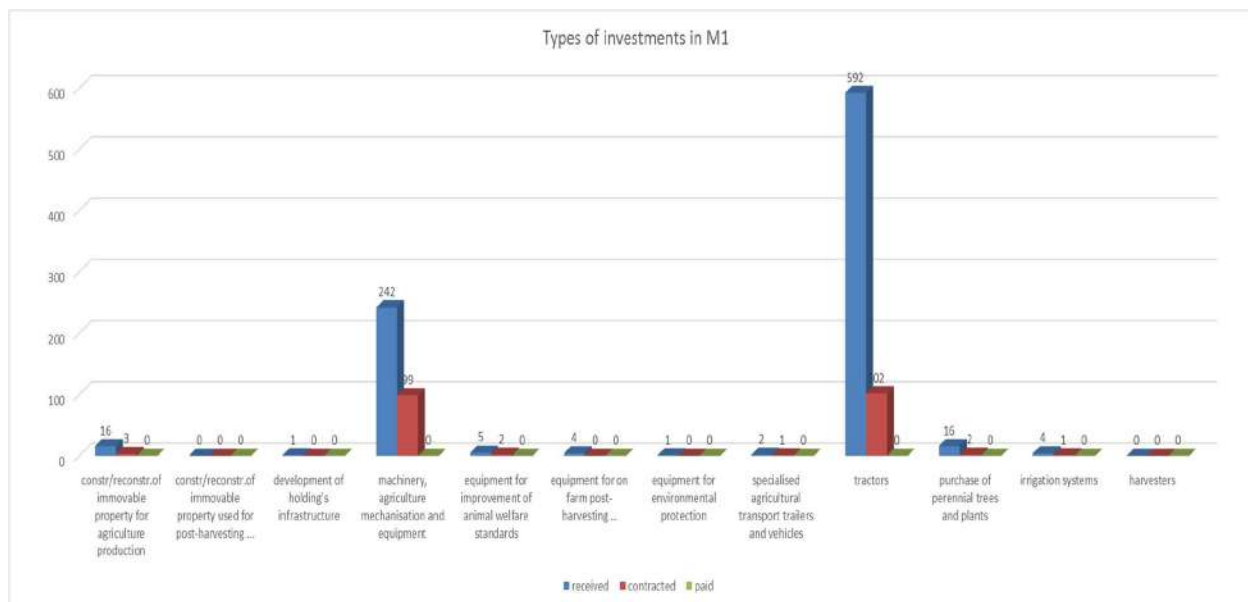
Review of applications by sectors in M1:

| | | Received (A) | Contracted (B) | EU part contracted | Paid | EU part paid | % of approval (B/A) |
|------------------------|--------------|--------------|----------------|--------------------|------|--------------|---------------------|
| Cattle | dairy | 20 | 10 | 1.234.650 | 0 | 0 | 50 % |
| | fattening | 2 | 2 | 633.066 | 0 | 0 | 100 % |
| Poultry | laying hens | 3 | 3 | 830.622 | 0 | 0 | 100 % |
| | broilers | 3 | 2 | 97.913 | 0 | 0 | 67 % |
| Sheep | dairy | 10 | 2 | 34.329 | 0 | 0 | 20 % |
| | fattening | 1 | 1 | 0 | 0 | 0 | 100 % |
| Pigs | reproduction | 1 | 1 | 0 | 0 | 0 | 100 % |
| | fattening | 6 | 1 | 14.373 | 0 | 0 | 17 % |
| Goat - dairy | | 4 | 1 | 23.914 | 0 | 0 | 25 % |
| Perennials | orchards | 168 | 62 | 1.825.483 | 0 | 0 | 37 % |
| | table grape | 4 | 0 | 0 | 0 | 0 | 0 % |
| Vineyards | | 6 | 1 | 57.007 | 0 | 0 | 17 % |
| Vegetables | open field | 49 | 21 | 553.855 | 0 | 0 | 43 % |
| | greenhouse | 1 | 1 | 0 | 0 | 0 | 100 % |
| Cereals | | 520 | 184 | 3.935.123 | 1 | 13.393 | 35 % |
| Industrial crops | | 14 | 4 | 98.457 | 0 | 0 | 29 % |
| Forage crops | | 36 | 15 | 201.533 | 0 | 0 | 42 % |
| Aquaculture | | 3 | 1 | 0 | 0 | 0 | 33 % |
| Other Annex 1 products | | 94 | 11 | 2.150.507 | 0 | 0 | 12 % |
| On-farm processing | | 576 | 203 | 923.440 | 2 | 229.507 | 35 % |
| Renewable energy | | 3 | 0 | 0 | 0 | 0 | 0 % |
| Total | | 1.524 | 526 | 12.614.278 | 3 | 242.900 | 34 % |

Source: IPARD 3 M&E indicator tables 2024

Given the low budget, the second M1 public call (01/2025) excluded sectors of perennials and vegetables. However, data received from the Agency show clear underperformance in this sectors during the first public call (01/2023).

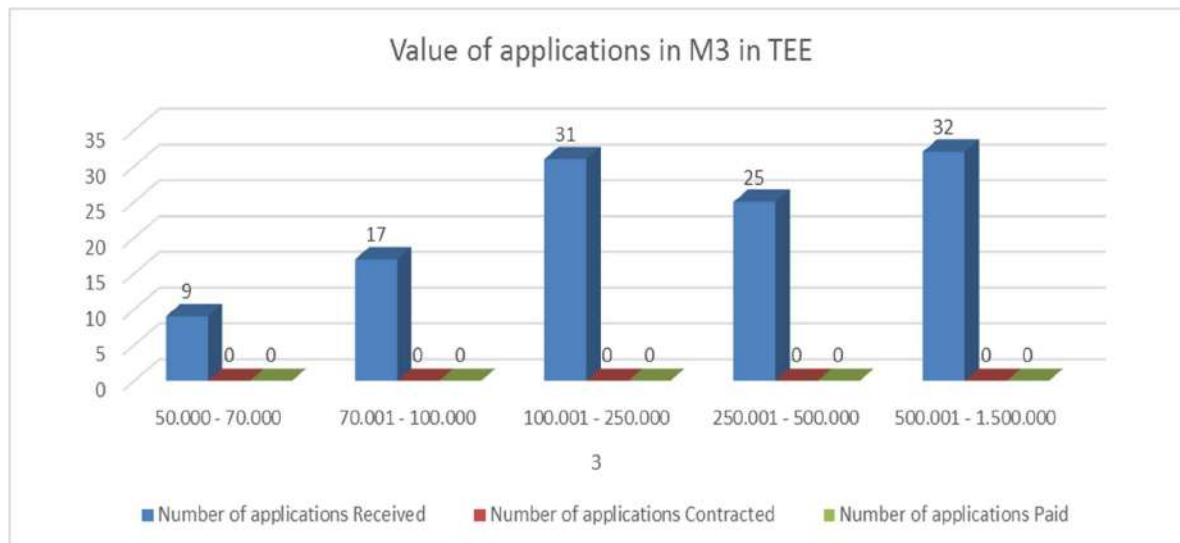
Review of applications by types of investments in M1:





General information about the Programme/measures implementation on the basis of monitoring indicator tables

Analysis of implantation of measure 3:

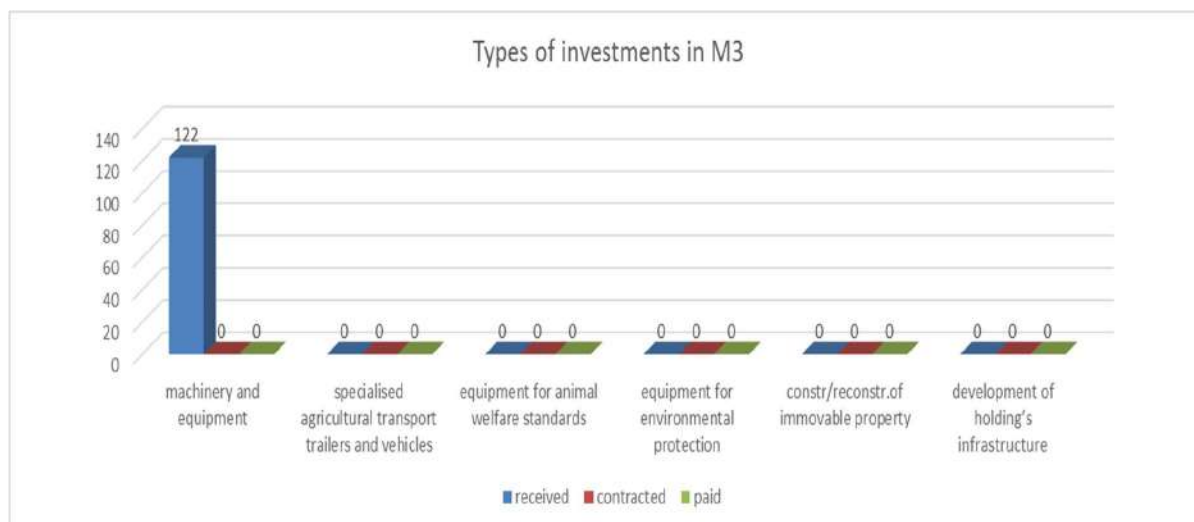


Review of applications by sectors in M3:

| | Received (A) | Contracted (B) | EU part contracted | Paid | EU part paid | % of approval (B/A) |
|-----------------------------|--------------|----------------|--------------------|----------|--------------|---------------------|
| Milk and dairy products | 4 | 0 | 0 | 0 | 0 | 0 % |
| Meat processing (poultry) | 11 | 0 | 0 | 0 | 0 | 0 % |
| F&V processing | 31 | 0 | 0 | 0 | 0 | 0 % |
| Cereals, milling and starch | 14 | 0 | 0 | 0 | 0 | 0 % |
| Oils and fats | 2 | 0 | 0 | 0 | 0 | 0 % |
| Wineries | 15 | 0 | 0 | 0 | 0 | 0 % |
| Fish and fishery products | 2 | 0 | 0 | 0 | 0 | 0 % |
| Livestock feed products | 2 | 0 | 0 | 0 | 0 | 0 % |
| Other Annex 1 products | 34 | 0 | 0 | 0 | 0 | 0 % |
| Production of energy | 1 | 0 | 0 | 0 | 0 | 0 % |
| Total | 115 | 0 | 0 | 0 | 0 | 0 % |

Source: IPARD 3 M&E indicator tables 2024.

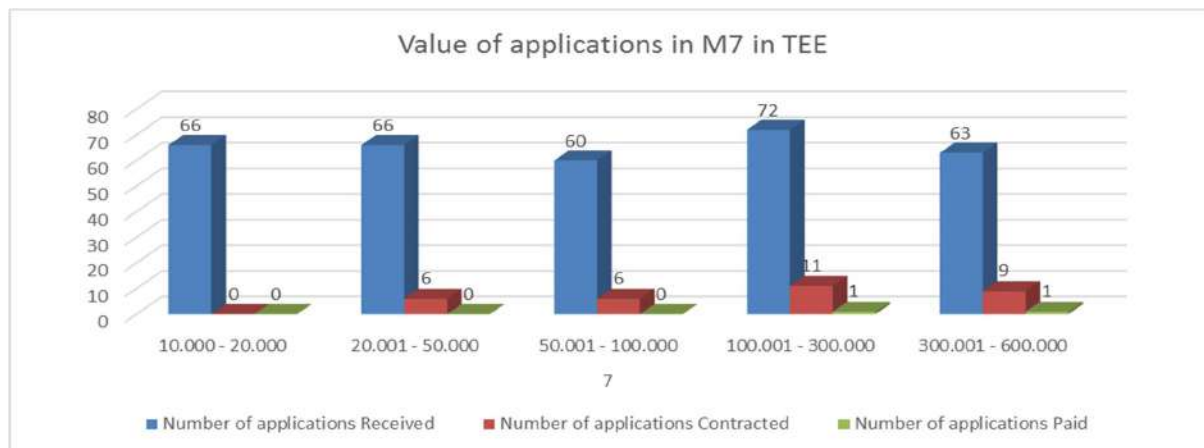
Review of applications by types of investments in M3:





General information about the Programme/measures implementation on the basis of monitoring indicator tables

Analysis of implantation of measure 7:

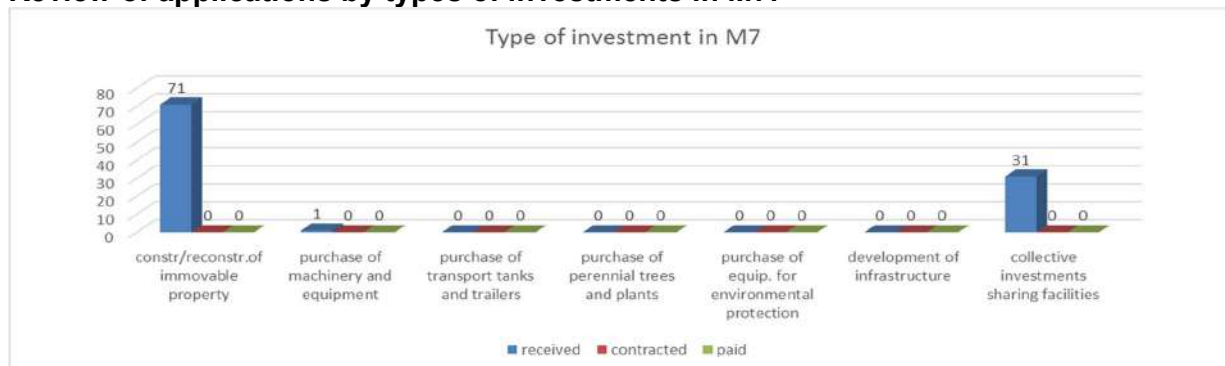


Review of applications by sectors in M7:

| | Received (A) | Contracted (B) | EU part contracted | Paid | EU part paid | % of approval (B/A) |
|---|--------------|----------------|--------------------|------|--------------|---------------------|
| Alternative agriculture production ¹ | 30 | 0 | 0 | 0 | 0 | 0 % |
| Processing of alternative products | 2 | 0 | 0 | 0 | 0 | 0 % |
| Production of food products and beverages | 1 | 0 | 0 | 0 | 0 | 0 % |
| Manufacturing of non-food products | 0 | 0 | 0 | 0 | 0 | 0 % |
| Support of crafts activities | 20 | 0 | 0 | 0 | 0 | 0 % |
| Support of services to agriculture | 0 | 0 | 0 | 0 | 0 | 0 % |
| Support of services for the rural population | 6 | 0 | 0 | 0 | 0 | 0 % |
| Support of Rural Tourism | 70 | 0 | 0 | 0 | 0 | 0 % |
| Production and sale of renewable energy | 0 | 0 | 0 | 0 | 0 | 0 % |
| Total | 129 | 0 | 0 | 0 | 0 | 0 % |

Source: IPARD 3 M&E indicator tables 2024

Review of applications by types of investments in M7:



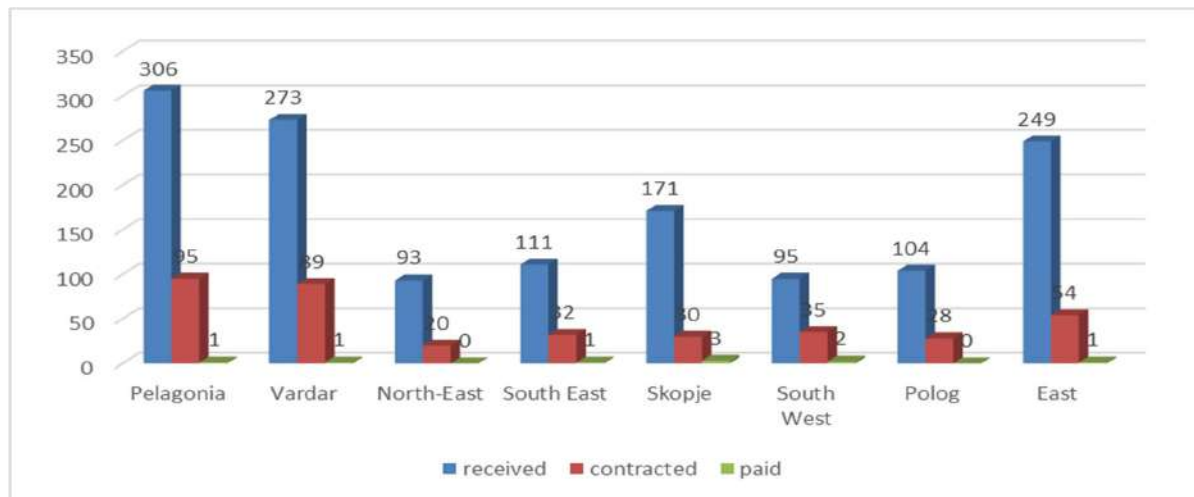
¹ Out of which 25 for bee keeping.



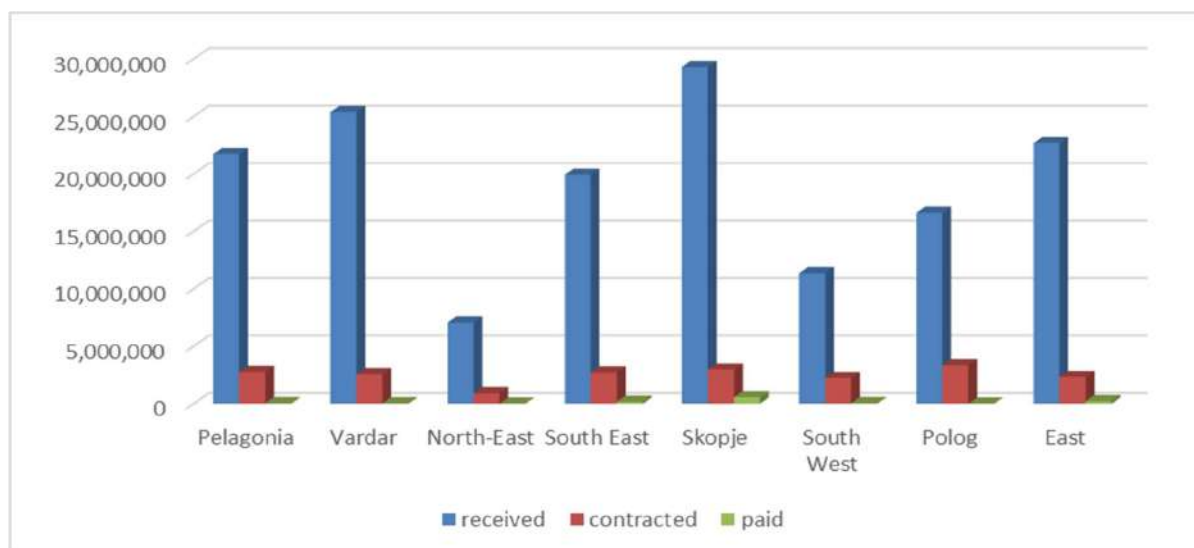


General information about the Programme/measures implementation on the basis of monitoring indicator tables

Review of applications by statistical regions:



Review of total public expenditure by statistical regions:



Review of applications by municipalities:

| | received | contracted | paid | received | contracted | paid |
|-------------------|----------|------------|------|-----------|------------|---------|
| Bitola | 54 | 20 | 0 | 3,269,989 | 811,454 | 0 |
| Sveti Nikole | 49 | 16 | 0 | 5,562,304 | 436,535 | 0 |
| Prilep | 41 | 20 | 0 | 2,353,264 | 735,846 | 0 |
| Resen | 39 | 14 | 0 | 3,086,684 | 368,950 | 0 |
| Veles | 38 | 22 | 0 | 3,275,270 | 594,005 | 0 |
| Karbinci | 31 | 17 | 1 | 4,933,574 | 3,310,879 | 290,026 |
| Kocani | 29 | 6 | 0 | 3,331,620 | 112,163 | 0 |
| Kumanovo | 26 | 9 | 0 | 3,307,413 | 440,734 | 0 |
| Mogila | 25 | 11 | 0 | 1,862,574 | 604,965 | 0 |
| Berovo | 24 | 3 | 0 | 2,754,941 | 93,699 | 0 |
| Negotino | 24 | 8 | 0 | 3,294,954 | 667,295 | 0 |
| Cesinovo-Oblesevo | 22 | 6 | 0 | 1,249,768 | 162,609 | 0 |
| Lozovo | 22 | 13 | 1 | 1,696,081 | 434,856 | 42,885 |





Ministry of agriculture, forestry and water economy
IPARD Managing Authority

General information about the Programme/measures implementation on the basis of
monitoring indicator tables

| | | | | | | |
|------------------|----|---|---|-----------|-----------|---------|
| Kavadarci | 19 | 3 | 0 | 2,257,907 | 68,761 | 0 |
| Dolneni | 17 | 9 | 0 | 1,408,830 | 1,254,551 | 0 |
| Probistip | 17 | 5 | 0 | 2,099,898 | 157,465 | 0 |
| Vinica | 17 | 5 | 0 | 330,576 | 105,463 | 0 |
| Stip | 15 | 6 | 0 | 1,198,330 | 273,276 | 0 |
| Gevgelija | 14 | 2 | 0 | 4,780,206 | 341,048 | 0 |
| Ilinden | 14 | 6 | 1 | 1,384,166 | 1,269,375 | 306,010 |
| Strumica | 13 | 1 | 0 | 3,639,723 | 51,745 | 0 |
| Demir Kapija | 12 | 1 | 0 | 728,871 | 30,780 | 0 |
| Gazi Baba | 12 | 2 | 0 | 1,373,226 | 82,676 | 0 |
| Radovis | 12 | 0 | 0 | 1,619,902 | 0 | 0 |
| Bogovinje | 10 | 4 | 0 | 493,792 | 137,773 | 0 |
| Butel | 10 | 1 | 0 | 2,019,561 | 16,454 | 0 |
| Caska | 10 | 6 | 0 | 905,049 | 121,988 | 0 |
| Gostivar | 10 | 3 | 0 | 2,028,298 | 540,424 | 0 |
| Ohrid | 10 | 1 | 0 | 2,271,258 | 226,651 | 0 |
| Pehcevo | 10 | 2 | 0 | 361,876 | 48,860 | 0 |
| Struga | 10 | 1 | 0 | 1,287,936 | 20,742 | 0 |
| Vasilevo | 10 | 2 | 1 | 1,808,992 | 874,115 | 217,653 |
| Bosilovo | 9 | 4 | 0 | 893,608 | 401,300 | 0 |
| Brvenica | 9 | 5 | 0 | 565,472 | 463,718 | 0 |
| Delcevo | 9 | 3 | 0 | 356,918 | 75,102 | 0 |
| Krusevo | 9 | 0 | 0 | 578,078 | 0 | 0 |
| Gradsko | 8 | 7 | 0 | 453,722 | 221,984 | 0 |
| Kratovo | 8 | 1 | 0 | 424,637 | 17,854 | 0 |
| Krivogastani | 8 | 3 | 0 | 513,625 | 76,067 | 0 |
| Rosoman | 8 | 1 | 0 | 1,589,069 | 279,641 | 0 |
| Debar | 7 | 1 | 0 | 222,700 | 46,972 | 0 |
| Debarca | 7 | 1 | 0 | 117,797 | 22,161 | 0 |
| Kicevo | 7 | 1 | 0 | 247,493 | 51,540 | 0 |
| Kriva Palanka | 7 | 1 | 0 | 117,784 | 15,279 | 0 |
| Staro Nagoricane | 7 | 1 | 0 | 933,057 | 23,209 | 0 |
| Zelino | 7 | 3 | 0 | 897,858 | 93,567 | 0 |
| Cucer-Sandevo | 6 | 1 | 0 | 1,042,300 | 14,014 | 0 |
| Demir Hisar | 6 | 4 | 0 | 1,139,077 | 932,533 | 0 |
| Petrovec | 6 | 1 | 0 | 731,254 | 42,034 | 0 |
| Studenicani | 6 | 0 | 0 | 1,347,045 | 0 | 0 |
| Tetovo | 6 | 0 | 0 | 1,160,449 | 0 | 0 |
| Jagunovce | 5 | 2 | 0 | 797,859 | 489,809 | 0 |
| Lipkovo | 5 | 1 | 0 | 403,318 | 16,565 | 0 |
| Makedonski Brod | 5 | 0 | 0 | 76,822 | 0 | 0 |
| Rankovce | 5 | 2 | 0 | 119,870 | 49,878 | 0 |
| Valandovo | 5 | 4 | 2 | 1,002,882 | 271,377 | 0 |
| Vrapciste | 5 | 1 | 0 | 251,922 | 72,996 | 0 |
| Kisela Voda | 4 | 0 | 0 | 3,064,856 | 0 | 0 |
| Sopiste | 4 | 1 | 1 | 1,468,500 | 601,321 | 298,688 |
| Zrnovci | 4 | 0 | 0 | 749,364 | 0 | 0 |
| Aracinovo | 3 | 0 | 0 | 159,569 | 0 | 0 |
| Bogdanci | 3 | 1 | 0 | 1,459,453 | 14,802 | 0 |
| Novo Selo | 3 | 1 | 0 | 586,161 | 406,135 | 0 |
| Tearce | 3 | 1 | 0 | 147,516 | 65,537 | 0 |



Co-funded by
the European Union

IPARD
ИПАРД Програма 2021-2027
IPARD Programme 2021-2027

Ко-финансирано од
Северна Македонија





Ministry of agriculture, forestry and water economy
IPARD Managing Authority

General information about the Programme/measures implementation on the basis of
monitoring indicator tables

| | | | | | | |
|------------------------|---|---|---|---------|---------|---|
| Zelenikovo | 3 | 1 | 0 | 225,116 | 163,956 | 0 |
| Aerodrom | 2 | 2 | 0 | 50,694 | 47,452 | 0 |
| Makedonska Kamenica | 2 | 1 | 0 | 55,307 | 15,845 | 0 |
| Mavrovo i Rostusa | 2 | 0 | 0 | 28,099 | 0 | 0 |
| Vevcani | 2 | 1 | 0 | 113,501 | 83,811 | 0 |
| Centar | 1 | 0 | 0 | 34,663 | 0 | 0 |
| Dojran | 1 | 0 | 0 | 0 | 0 | 0 |
| Gorce Petrov | 1 | 0 | 0 | 55,774 | 0 | 0 |
| Karpos | 1 | 0 | 0 | 432,778 | 0 | 0 |
| Konce | 1 | 0 | 0 | 155,414 | 0 | 0 |
| Saraj | 1 | 0 | 0 | 35,588 | 0 | 0 |
| Cair | 0 | 0 | 0 | 0 | 0 | 0 |
| Centar Zupa | 0 | 0 | 0 | 0 | 0 | 0 |
| Novaci | 0 | 0 | 0 | 0 | 0 | 0 |
| Plasnica | 0 | 0 | 0 | 0 | 0 | 0 |
| Suto Orizari | 0 | 0 | 0 | 0 | 0 | 0 |



Co-funded by
the European Union

IPARD
ИПАРД Програма 2021-2027
IPARD Programme 2021-2027

Ко-финансирано од
Северна Македонија

